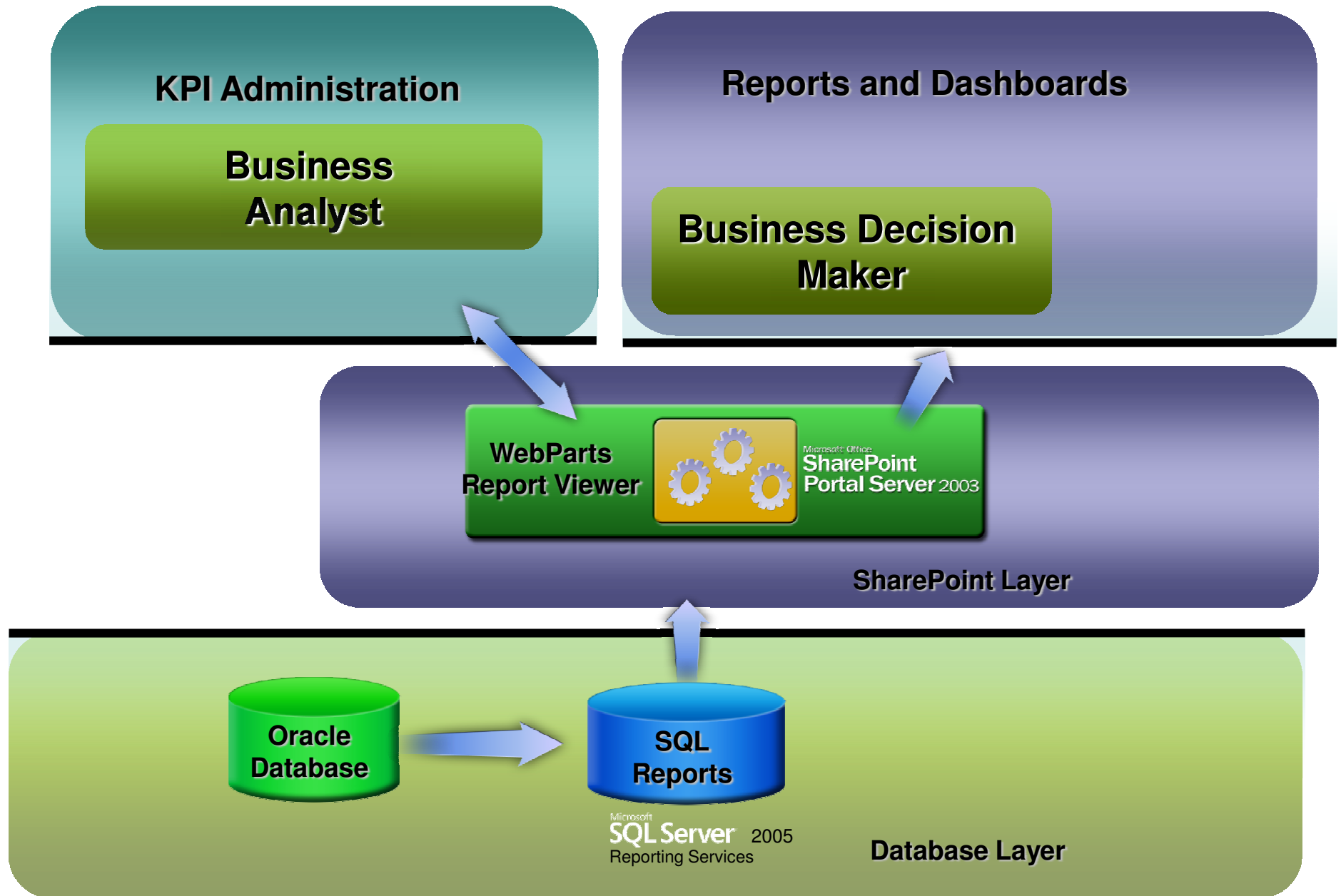


# Development Architecture





Contoso, Ltd.  
**Home**

- Home
- News
- Finance
- Sales and Marketing
- Information Technology
- Research and Development
- Corporate Initiatives

- Actions
- Add Listing
- Create Subarea
- Upload Document
- Change Settings
- Manage Users
- Manage Content
- Manage Portal Site
- Edit Page



**A Message from our CEO about our Corporate Compliance**

As responsible business leaders, it is not enough to intend to do things right, we must also do them in the right way. That means making business decisions and taking appropriate actions that are ethical and in compliance with applicable compliance requirements, such as the Sarbanes Oxley Act. As we make these decisions, Contoso's values must shine through in all our interactions. To achieve compliance, Contoso must integrate ethical business; identify and analyze risks within the organization; issue policies and procedures to mitigate any identified risks.

There are currently no upcoming events. To add a new event, click "Add new event" below.

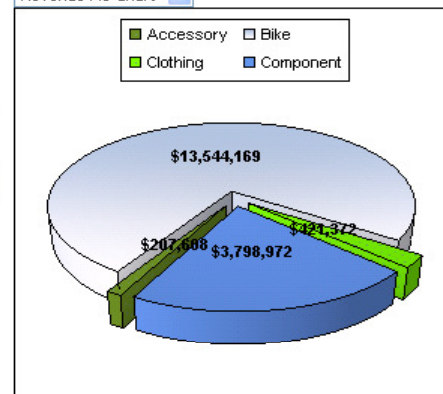
[Add new event](#)

**CORPORATE SCORECARD**

	Actual	Forecast	Plan	Trend
<input type="checkbox"/> Contoso Coporate				● ↘
<input type="checkbox"/> Financial Performance				● ↘
<input type="checkbox"/> Increase Revenue				● ↘
<input type="checkbox"/> Maintain Margins ..				◆ ↘
<b>Net Profit</b>	\$1,847,929.19	\$2,000,000.00	\$1,930,485.87	▲ →
<b>Net Profit Margin % .</b>	17.06%	22%	19.95	◆ ↘
<input type="checkbox"/> Control Spend				● ↘
<input type="checkbox"/> Customer Satisfaction				▲ ↘
<input type="checkbox"/> Retain Existing Customers				● ↘
<input type="checkbox"/> Acquire New Customers ..				◆ ↘
<input type="checkbox"/> Customer Satisfaction				◆ →
<input type="checkbox"/> Operational Excellence				▲ ↘
<input type="checkbox"/> Improve Service Quality				▲ ↘
<input type="checkbox"/> Build Quality Products				● →
<input type="checkbox"/> Understand Customer Segments				● ↘
<input type="checkbox"/> People Commitment				● ↘
<input type="checkbox"/> Attract Top Talent				▲ ↘
<input type="checkbox"/> Retain Quality Employees				● →

**REPORT VIEW**

Revenue Pie Chart



**SCORECARD RESULTS - JUNE 2005**

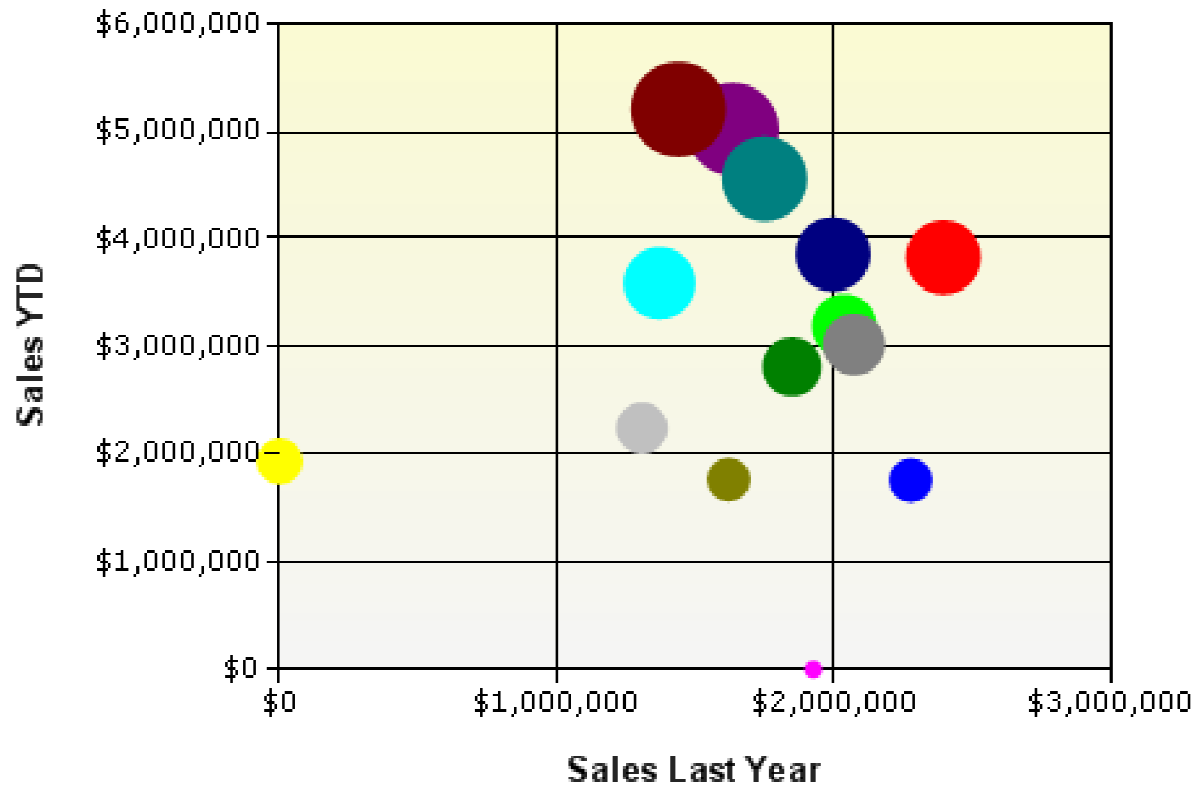
**Overview**

We have seen a decline in overall margins as we continue our channel expansion strategy. Although we have acquired numerous new customers, customer service issues are impacting our overall customer experience. This will be an area of emphasis in Q2.

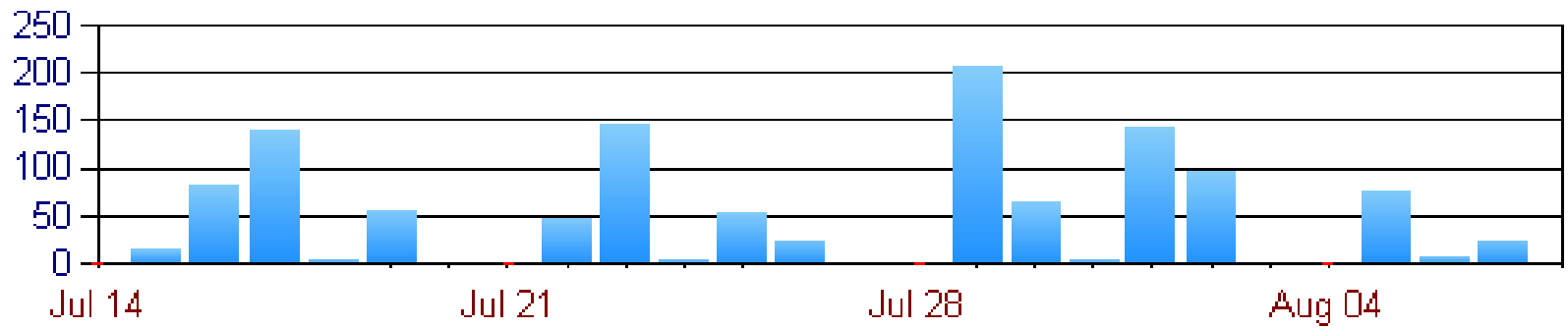
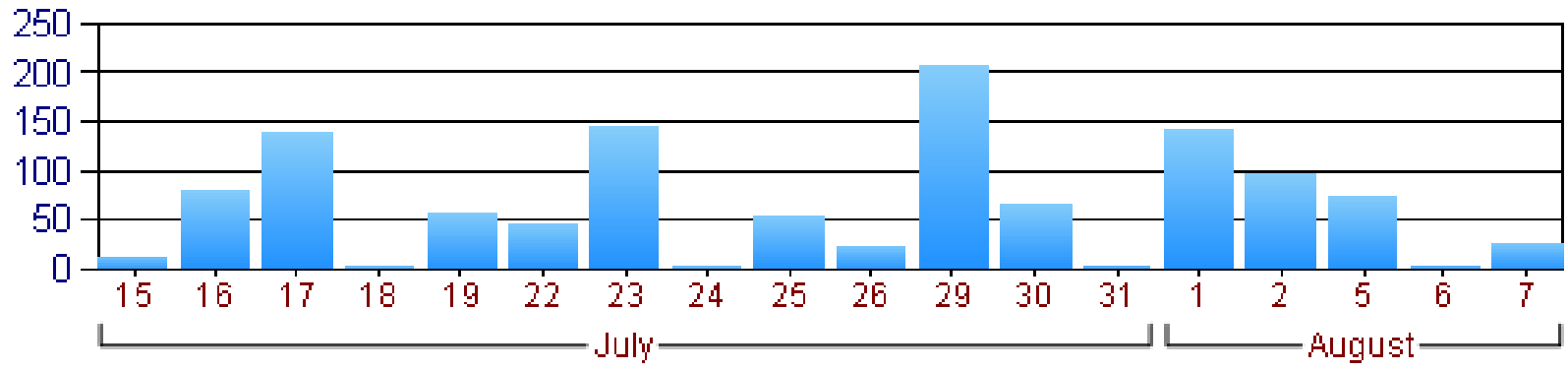
**Highlights**

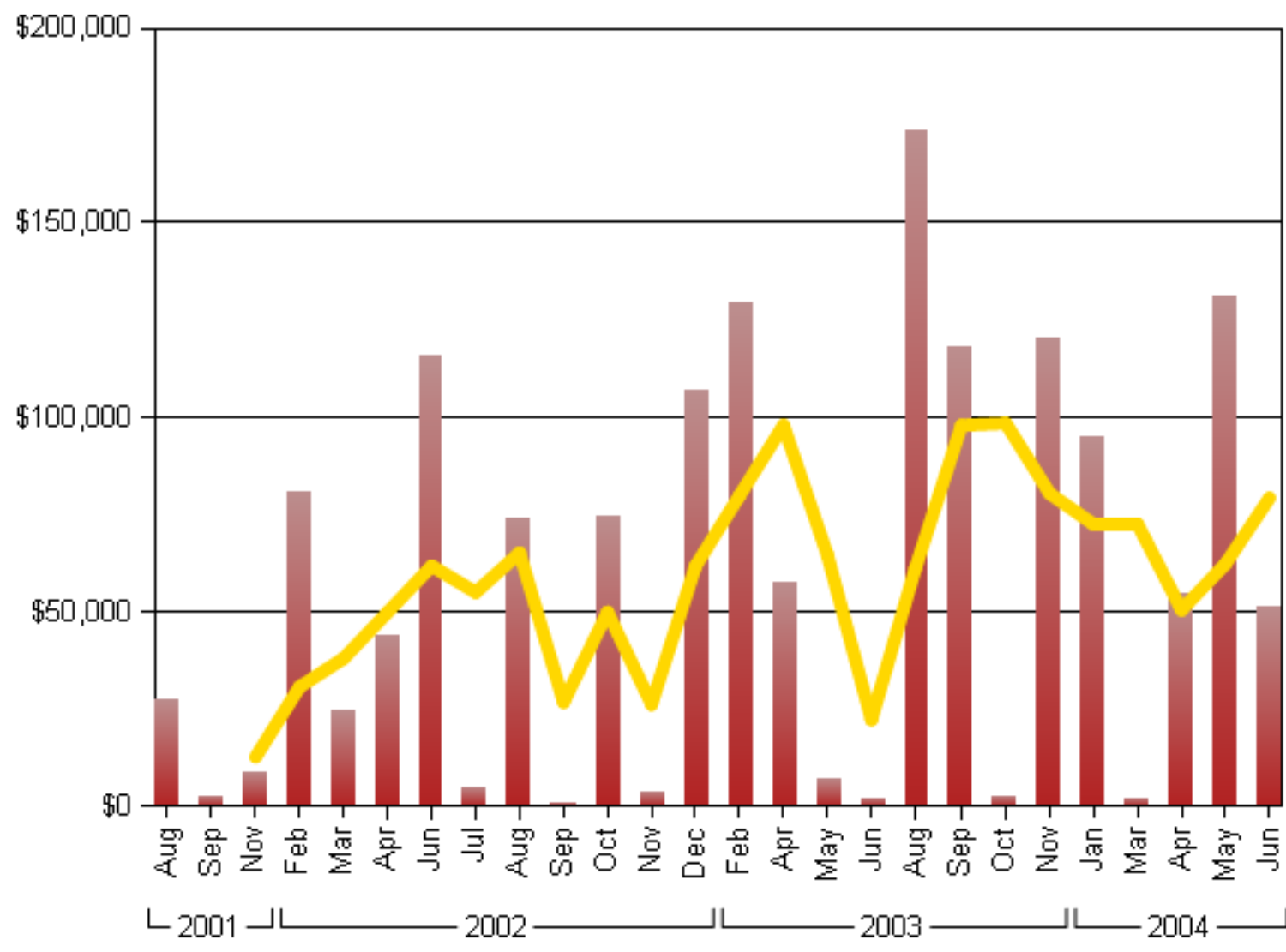
We have made good progress on our learning and growth goals with the recent realignment of operations. Our efficiency metrics are reaching their target numbers. We are continuously seeing improvements in our ability to deliver innovations to the market quickly and efficiently.

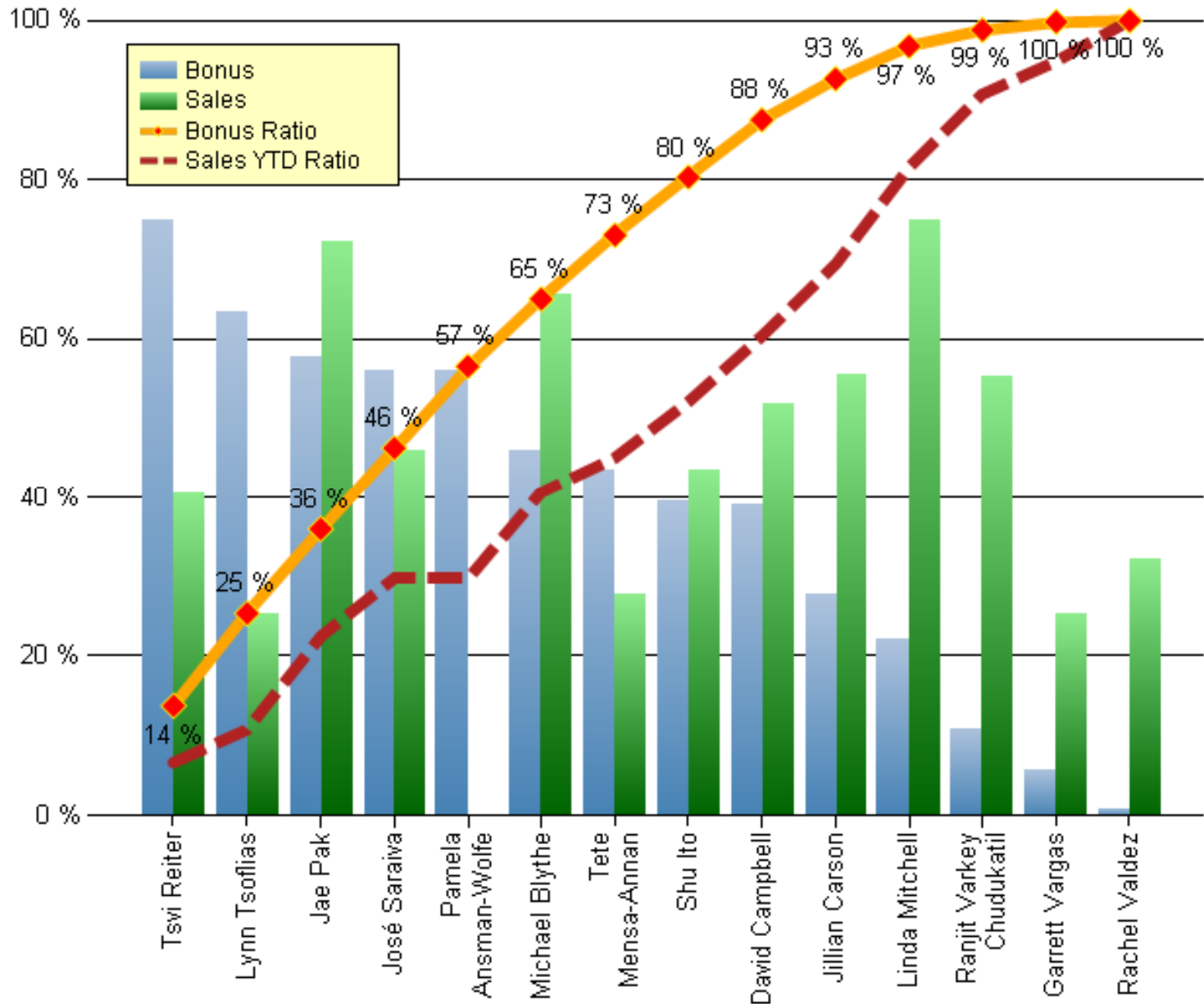
For full results, view the monthly report at:  
<http://bidemo/docs/Summary0309.doc>



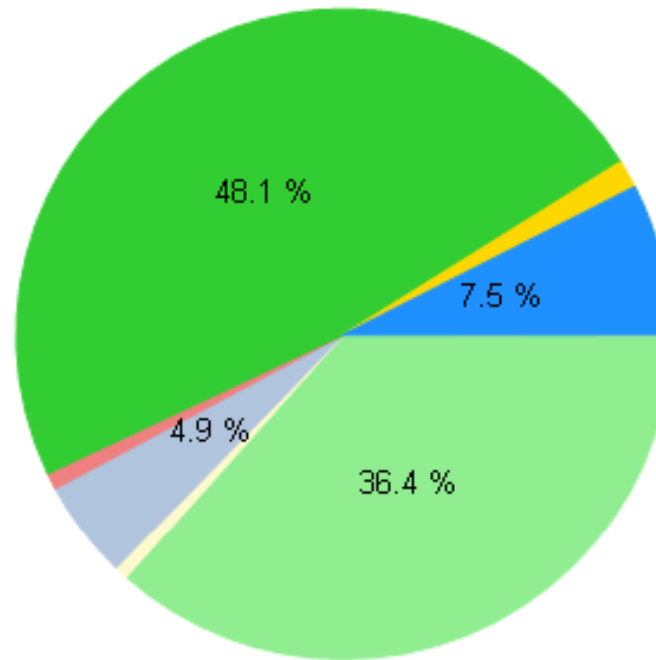
- Tswi Reiter
- Lynn Tsofilias
- Jae Pak
- José Saraiva
- Pamela Anzman-Wolfe
- Michael Blythe
- Tete Mensa-Annan
- Shu Ito
- David Campbell
- Jillian Carson
- Linda Mitchell
- Ranjit Varkey Chudukatil
- Garrett Vargas
- Rachel Valdez







- 2002 - Accessories
- 2002 - Bikes
- 2002 - Clothing
- 2002 - Components
- 2003 - Accessories
- 2003 - Bikes
- 2003 - Clothing
- 2003 - Components



Data Table			Q1	Q2	Q3	Q4
2002	Accessories	Total	\$4,945.69	\$11,638.86	\$45,335.12	\$31,877.16
	Bikes	Total	\$5,669,305.24	\$5,895,800.15	\$8,072,160.04	\$7,027,268.61
	Clothing	Total	\$11,712.48	\$20,310.05	\$265,584.71	\$192,212.96
	Components	Total	\$175,043.77	\$376,246.57	\$1,935,905.67	\$1,123,845.23
	Total			\$5,861,007.18	\$6,303,995.63	\$10,318,985.54

# Oracle Reports integrated in MOSS

The screenshot shows a web browser window with the address bar displaying `http://win-kpkhw46jxww/Reports/Pages/OracleReports.aspx`. The page title is "Oracle Reports" and the user is logged in as "administrator". The navigation menu includes "Home", "Document Center", "News", "Reports", "Search", and "Sites". The breadcrumb trail is "Home > Reports > OracleReports".

The main content area is titled "Report Center" and "Report Viewer - rptEmployees". It shows a table of employee data with the following columns: EMPLOYEE ID, FIRST NAME, LAST NAME, EMAIL, PHONE NUMBER, HIRE DATE, JOB ID, MANAGER ID, and DEPARTMENT ID.

EMPLOYEE ID	FIRST NAME	LAST NAME	EMAIL	PHONE NUMBER	HIRE DATE	JOB ID	MANAGER ID	DEPARTMENT ID
100	Steven	King	SKING	515.123.4567	6/17/1987 12:00:00 AM	AD_PRES		90
101	Neena	Kochhar	NKOCHHAR	515.123.4568	9/21/1989 12:00:00 AM	AD_VP	100	90
102	Lex	De Haan	LDEHAAN	515.123.4569	1/13/1993 12:00:00 AM	AD_VP	100	90
103	Alexander	Hunold	AHUNOLD	590.423.4567	1/3/1990 12:00:00 AM	IT_PROG	102	60
104	Bruce	Ernst	BERNST	590.423.4568	5/21/1991 12:00:00 AM	IT_PROG	103	60
105	David	Austin	DAUSTIN	590.423.4569	6/25/1997 12:00:00 AM	IT_PROG	103	60
106	Valli	Pataballa	VPATABAL	590.423.4560	2/5/1998 12:00:00 AM	IT_PROG	103	60
107	Diana	Lorentz	DLORENTZ	590.423.5567	2/7/1999	IT_PROG	103	60

The browser status bar at the bottom shows "Local intranet | Protected Mode: Off" and a zoom level of "100%".



# SQL Reports integrated in MOSS

